

Certificate on KPIs in terms of the Securities and Exchange Board of India (Issue of Capital and Disclosure Requirements) Regulations, 2018 and other business/ operational information

Date: March 10, 2026

To,
The Board of Directors
RKB Global Limited
Plot No. 22, Village - Zadkhaire, Wsada, Palghar, Kondhale,
Thane, Wada, Maharashtra, India, 421 312

and

Aryaman Financial Services Limited
60, Khatau Building, Gr. Floor,
Alkesh Dinesh Modi Marg,
Fort, Mumbai – 400 001

Oneview Corporate Advisors Private Limited
Room No.111, 11th Floor, Plot No.226
Bajaj Bhavan, Barrister Rajani Patel Marg,
Nariman Point, Mumbai – 400 021

(Aryaman Financial Services Limited and Oneview Corporate Advisors Private Limited referred to as the “Book Running Lead Managers” or the “BRLMs”)

Dear Sir/Madam,


Re: Certificate on key performance indicators in respect of the basis for Offer price

Sub: Proposed initial public offering of equity shares of face value of ₹ 10/- each (the “Equity Shares”) of RKB Global Limited (“the Company”) comprising of fresh issue of the Equity Shares of the Company (“Fresh Issue”) and an offer for sale of Equity Shares by certain existing shareholders of the Company (the “Offer for Sale”, and together with the Fresh Issue, the “Offer”)

Dear Sir/Madam,

We, M. A. Chavan & Co., Chartered Accountants, FRN: 115164W, are the statutory auditors of the Company appointed in accordance with section 139 of the Companies Act, 2013, as amended. We have been informed that the Company proposes to file the Draft Red Herring Prospectus with respect to the Offer (the “DRHP”) with the Securities and Exchange Board of India (“SEBI”), BSE Limited and National Stock Exchange of India Limited (collectively, the “Stock Exchanges”) in accordance with the provisions of the Securities and Exchange Board of India (Issue of Capital and Disclosure Requirements) Regulations, 2018, as amended (“SEBI ICDR Regulations”) and applicable laws, and subsequently proposes to file (i) Red Herring Prospectus with the SEBI, the Stock Exchanges and the Registrar of Companies, Mumbai (“Registrar of Companies” and such Red Herring Prospectus, the “RHP”); (ii) Prospectus with the SEBI, the Stock Exchanges and the Registrar of Companies (the “Prospectus”); and (iii) any other documents or materials to be issued in relation to the Offer (collectively with the DRHP, RHP and Prospectus, the “Offer Documents”).

We have received a request from the Company to verify the key performance indicators of the Company (“KPI”) and its listed industry peers in line with the SEBI ICDR Regulations and the circular bearing reference number SEBI/HO/CFD/CFD-PoD-2/P/CIR/2025/28 dated February 28, 2025 on “Industry Standards on Key Performance



Indicators (“KPIs”) Disclosures in the draft Offer Document and Offer Document” (“KPI Circular”) issued by SEBI and the circular bearing reference number NSE/CML/2025/08 dated February 28, 2025, issued by NSE.

Pursuant to the requirements of Schedule VI, Part A (9) (K) (3) of the ICDR Regulations, it is our responsibility to obtain reasonable assurance and conclude as to whether (i) the financial details provided in the Statement are in agreement with the restated financial statements of the Company for the six-month period ended September 30, 2025 and for the financial years ended March 31, 2025, March 31, 2024, and March 31, 2023 proposed to be included in the Offer Documents (“**Restated Consolidated Financial Statements**”), and the underlying books of account maintained by the Company used for the purpose of preparation of the Restated Consolidated Financial Statements, (ii) non-financial measures provided in the Statement are in agreement with the books of accounts and other relevant records maintained by the Company; and (iii) the KPIs (including their definitions) included in the Statement are mathematically accurate.

We conducted our examination of the Statement in accordance with the Technical Guide and Guidance Note on Reports or Certificates for Special Purposes (Revised 2016), which require that we comply with the ethical requirements of the Code of Ethics issued by the ICAI.

We have complied with the relevant applicable requirements of the Standard on Quality Control (SQC) 1, Quality Control for Firms that Perform Audits and Reviews of Historical Financial Information, and Other Assurance and Related Services Engagements.

We have performed the following procedures:

1. held discussions with the Company to (a) identify the KPIs which have been used by the management historically to analyse, track or monitor the operational and/or financial performance of the Company (b) identify the KPIs which have been disclosed to its investors at any point of time during the preceding three years and (c) understand the relevance of each of the KPIs in the business of the Company;
2. examined and reviewed the:
 - a. Restated consolidated financial statements of the Company for the six-month period ended September 30, 2025 and for the financial years ended March 31, 2025, 2024 and 2023, prepared in accordance with the ICDR Regulations, the Indian Accounting Standards, the Guidance Note on Reports in Company Prospectuses (Revised 2019) issued by the Institute of Chartered Accountants of India (“ICAI”) and Companies Act, 2013, as amended and read with the rules, circulars and notifications issued in relation thereto (“**Companies Act**” and such restated consolidated financial statements, the “**Restated Consolidated Financial Statements**”);
 - b. relevant records, correspondence with regulatory/statutory authority and registers of the Company, including but not limited to, statutory records, minutes of the meetings of the board of directors of the Company, minutes of annual general meeting and extra-ordinary general meetings of the Company, relevant statutory registers, documents, records maintained by the Company, information and explanations presented to us
 - c. list of KPIs, as set out in accompanying annexures, as identified by the management of the Company and approved by the audit committee of the Board of directors of the Company pursuant to their resolution dated March 10, 2026, 2026 along with definitions of each KPI in accordance with the KPI Circular;
 - d. compared the specific components of KPIs to the source of the KPIs as maintained which includes, the Restated Consolidated Financial Statements and the examination report thereto dated March 02, 2026 issued by us and the underlying books of account maintained by the Company used for the purpose of preparation of Restated Consolidated Financial Statements;
 - e. reasonably checked the definition of KPIs provided by the management based on the KPI Standards;



- f. recomputed arithmetical accuracy of the KPIs of the Company and the industry peers
- g. Checked the information for KPIs or underlying data for computation of KPIs, as relevant, from regulatory filings and the website of peer companies; and
- h. conducted relevant management inquiries and obtained necessary representation.

Our engagement has been undertaken in accordance with the Standard on Related Services (SRS) 4400 (“**SRS 4400**”) “Engagements to Perform Agreed-upon Procedures regarding Financial Information”, issued by the Institute of Chartered Accountants of India. SRS 4400 is generally adopted to perform agreed upon procedures regarding financial information, however, this standard can also be used as a guide to perform agreed upon procedures regarding non-financial information. We have conducted our examination for this certificate in accordance with the ‘*Guidance Note on Reports or Certificates for Special Purposes*’ (“**Guidance Note**”) issued by the Institute of Chartered Accountants of India.


We have also performed the procedures enumerated below with respect to the KPIs of the Company for the six-month period ended September 30, 2025 and the financial years ended March 31, 2025, 2024 and 2023 (the “**Periods**”), as set forth in accompanying annexures.

We confirm that the definitions of the terms used for the KPIs as provided in accompanying annexures are determined in the following manner:

- (i) Terms defined under Indian Accounting Standards (“**Ind AS**”) or Accounting Standards (“**AS**”), as applicable, in accordance with Section 133 of the Companies Act, 2013, have been defined using such definitions;
- (ii) Terms not defined under IND AS or AS, as applicable, the definition provided under SEBI ICDR Regulations or the Companies Act, 2013, have been used for defining such terms;
- (iii) The Company has modified the definition of the certain terms defined under the IND AS, AS, SEBI ICDR Regulations or the Companies Act, 2013, as applicable, and the rationale for adopting an alternative definition is provided below;
- (iv) Terms not defined under (i) and (ii) above, have been defined in an unambiguous and simple-to-comprehend English, along with its key components of financial and/ or operational data and relevant formula, as applicable. The formula clearly outline its components, including both the numerator and denominator (where applicable) and aligns with common industry practices and widely accepted international standards, to the extent feasible.

The management is also responsible for:

- a) identification, definition, completeness, accuracy, relevance, appropriateness and sufficiency of the KPIs;
- b) selection and classification of KPIs into the following categories: (i) GAAP financial measures; (ii) non-GAAP financial measures including financial ratios; and (iii) operational measures;
- c) providing access to the accounting and other records to the reporting auditor including information and explanations required for reporting on the KPIs;
- d) ensuring that the KPIs identified, meet the criteria laid out in the definition of terms used for disclosing KPIs, as specified in the KPI Standards;
- e) ensuring that the data collection and compilation are as per the KPI Standards;
- f) maintenance of the accounting and other records in relation to point (a) and (b) above;
- g) compliance with the ICDR Regulations, the Technical Guide on Disclosure and Reporting of Key Performance Indicators (KPIs) in Offer Documents and other regulatory requirements.



Based on our review of such documents and records of the Company as we deemed necessary and the procedures performed by us as set forth above and in accompanying annexures hereto, we confirm that the KPIs, financial, operational and other details pertaining to the Company on a consolidated basis and its industry peers set forth in accompanying annexures hereto are correct, true and accurate and nothing came to our attention that caused us to believe that the information contained in accompanying annexures was not accurate, valid and complete. The management has confirmed that the listed peers set out in accompanying annexures are the only suitable listed industry peers of the Company as on the date of this certificate. Further, the management of the Company is responsible for identifying the KPIs to be included in the offer document and ensuring that the KPIs identified, meet the criteria laid out in the definition of terms used for disclosing KPIs, as specified in the KPI Standards. This management responsibility includes designing, implementing, and maintaining adequate internal controls that were operating effectively and testing of such controls for ensuring the accuracy and completeness of information relating to KPIs including such accounting records relevant to the preparation and presentation of the Statement, and applying an appropriate basis of preparation; and making estimates that are reasonable in the circumstances.


We further confirm that:

- (i) all KPIs, as communicated by the Company to us and as approved by the Audit Committee pursuant to its resolution dated March 10, 2026, 2026, have been included in accompanying annexure;
- (ii) In relation to financial KPIs, none of the measures have a definition that is different from the definition of such measure under Indian Accounting Standards (Ind AS) or Accounting Standards (AS) in accordance with Section 133 of the Companies Act, 2013, SEBI ICDR Regulations or Companies Act, 2013, as included in accompanying annexure.
- (iii) Except as disclosed under accompanying annexure, no KPIs have been disclosed by the Company to its investors at any point of time during the preceding three years;
- (iv) Except as disclosed under accompanying annexure, no KPIs have been disclosed to the allottees of primary issuances of securities undertaken by the Company in the last three years to the date of filing the Offer document;
- (v) Except as disclosed under accompanying annexure, no KPIs have been disclosed to the transferees in secondary transactions facilitated by the Company in the last three years to the date of filing the Offer document; and
- (vi) Except as disclosed under accompanying annexure, no KPIs have been disclosed by way of the letter of offer/ application letters in any allotments.

Further, we confirm that all the KPIs which are used by the management historically to analyse, track or monitor the operational and/or financial performance of the Company have been included in Statement.

We confirm that the information in this certificate is true and correct and there is no untrue statement or omission which would render the contents of this certificate misleading in its form or context. We conducted our examination in accordance with the Guidance Note on Reports or Certificates for Special Purposes (Revised 2016) (the "Guidance Note") in accordance with the generally accepted auditing standards in India and other applicable authoritative pronouncements issued by the Institute of Chartered Accountants of India ("ICAI"). Those standards require that we plan and perform the examination to obtain reasonable assurance about the 'Reporting Criteria'. The Guidance Note requires that we comply with the ethical requirements of the Code of Ethics issued by the ICAI. We have complied with the relevant applicable requirements of the Standard on Quality Control (SQC) 1, Quality Control for Firms that Perform Audits and Reviews of Historical Financial information, and Other Assurance and Related Services Engagements.

We also consent to the inclusion of this certificate as a part of "Material Contracts and Documents for Inspection" in connection with this Offer, which will be available for public for inspection from date of the filing of the RHP until the Bid/ Offer Closing Date. We further consent to include our reports/ certificates/ letters, in full or in parts, in the Offer Documents or such other documents to be issued by the Company in relation to the Offer.



We confirm that we are an independent accounting firms and are in no way connected with the Company. We further confirm that we are not related in any manner to the promoters or directors of the Company, or otherwise interested in the formation of management of the Company.

We confirm that the information in this certificate is true and correct and there is no untrue statement or omission which would render the contents of this certificate misleading in its form or context.

This certificate may be relied upon by the Company, the Book Running Lead Manager, and the Legal Counsel appointed in relation to the Offer. We hereby consent to extracts of, or reference to, this certificate being used in the Offer Documents or any other documents in connection with the Offer. We also consent to the submission of this certificate as may be necessary, to any regulatory authority and/or for the records to be maintained by the Book Running Lead Manager in connection with the Offer and in accordance with applicable law. This certificate may be disclosed by the Book Running Lead Manager, if required, (i) by reason of any law, regulation or order of a court or by any governmental or competent regulatory authority, or (ii) in seeking to establish a defense in connection with, or to avoid, any actual, potential or threatened legal, arbitral or regulatory proceeding or investigation.

Further, hereby consent to the inclusion of this certificate in any data-base and / or repository as may be required by the Stock Exchanges or SEBI, in connection with the Offer.

We confirm that we will immediately communicate any changes in writing in the above information to the Book Running Lead Managers until the date when the Equity Shares allotted and transferred in the Offer commence trading on the relevant stock exchanges. In the absence of any such communication from us, the Book Running Lead Manager and the Legal Counsel in relation to the Offer, can assume that there is no change to the above information.

All capitalized terms used herein and not specifically defined shall have the same meaning as ascribed to them in the Offer Documents.

Yours faithfully

For M. A. Chavan & Co.,
Chartered Accountants
ICAI Firm Registration Number: 115164W



CA Romit M. Chavan
Partner
Membership No.: 171005
Place: Thane
UDIN: 26171005VSALKL8252



CC:

Legal Counsel to the Offer
Messrs. Kanga and Company,
Advocates and Solicitors
Readymoney Mansion,
43, Veer Nariman Road,
Fort, Mumbai - 400 001.

Annexure

The KPIs disclosed below have been used historically by the Company to understand and analyze its business performance, which in result, help them in analyzing the growth of business verticals in comparison to its peers. The Company considers that the KPIs set forth below are the ones that may have a bearing for arriving at the basis for the Offer Price. The KPIs disclosed below have been approved and confirmed by a resolution of the Audit Committee dated March 10, 2026. Further, the members of the Audit Committee have verified the details of all KPIs pertaining to the Company and confirmed that there are no KPIs pertaining to the Company that have been disclosed to any investors at any point of time during the three years period prior to the date of filing of the DRHP.

Details of the financial KPIs for the six-month period ended September 30, 2025 and the financial years ended March 31 2025, March 31, 2024 and March 31, 2023

Financial Metric	Description / Meaning
Revenue from Operations	Revenue from operations represents the total turnover of the business and provides information regarding the year-over-year growth of the Company.
Total Revenue	Total Revenue represents the overall income earned by the Company during a financial period, including Revenue from Operations and other income. Other income may include earnings such as interest income, subsidy or any non-operating income generated by the Company.
EBITDA	EBITDA is calculated as Restated Consolidated profit / (loss) for the period (from continuing operations) plus tax expense, depreciation and amortization, finance costs, and any exceptional items. EBITDA provides information regarding the operational performance and cash-generating ability of the Company.
EBITDA Margin	EBITDA Margin represents EBITDA divided by Revenue from Operations, expressed as a percentage. It indicates the operating profitability of the Company before accounting for interest, depreciation, amortization, and taxes.
Profit After Tax (PAT)	PAT represents the Restated Consolidated profit / (loss) for the financial period after accounting for all operating expenses, finance costs, taxes, and exceptional items. It reflects the overall profitability of the Company.
PAT Margin	PAT Margin represents PAT (from continuing operations) as a percentage of total revenue of the Company. It provides insights into the net profitability of the Company and enables comparison across periods and with industry peers.
Return on Equity (RoE)	RoE is calculated as Restated Consolidated profit for the period divided by the closing balance of total shareholders' equity at the end of the period. It measures the efficiency with which the Company utilizes shareholders' funds to generate profits.
Return on Capital Employed (RoCE)	RoCE is calculated as Earnings before interest and taxes (EBIT) divided by Capital Employed during the period. It indicates the efficiency and profitability of the Company in deploying its total capital base.
Debt to EBITDA Ratio	Net Debt to EBITDA Ratio is calculated as debt divided by EBITDA. It measures the Company's leverage and ability to service its debt obligations using operating earnings.
Debt to Equity Ratio	Net Debt to Equity Ratio represents the proportion of debt to total shareholders' equity. It indicates the extent to which the Company's operations are financed through net borrowings relative to equity, reflecting the overall financial leverage.



A handwritten signature in blue ink, appearing to be "A. M.", written over a horizontal line.

Details of the Operational KPIs for the three-month period ended September 30, 2025 and the financial years ended March 31 2025, March 31, 2024 and March 31, 2023


Key Performance Indicators (KPIs)	Unit of measurement	For the period ended March 31, 2025	For the period ended September 30, 2025 [^]
Operational KPIs			
Annual Production	MTPA	31,800	22,025
Installed Capacity	MTPA	36,000	53,430

Key Performance Indicators (KPIs)	Unit of measurement	For the period ended September 30, 2025 [^]	FY 2025	FY 2024	FY 2023
Financial KPIs					
Revenue from Operations	₹ millions	2,900.89	4,111.18	4,328.33	3,600.01
Total Income	₹ millions	2,938.20	4,135.87	4,356.51	3,644.07
EBITDA	₹ millions	187.13	320.16	320.09	162.10
EBITDA margin	Percentage	6.45%	7.79%	7.40%	4.50%
PAT	₹ millions	101.55	110.87	79.16	53.71
PAT Margin	Percentage	3.46%	2.68%	1.82%	1.47%
ROE	Percentage	4.78%	5.48%	5.45%	11.73%
ROCE	Percentage	5.91%	10.21%	15.83%	10.12%
Debt to EBITDA Ratio	No. of times	3.20	1.99	1.17	5.33
Debt to Equity Ratio	No. of times	0.28	0.31	0.26	1.89

[^] Not Annualized.

Notes:

- (1) Revenue from Operations means the Revenue from Operations as appearing in the Restated Consolidated Financial Statements.
- (2) Total income means Revenue from Operations and other income.
- (3) EBITDA is calculated as profit for the period / year (from continuing activities), plus tax expenses (consisting of current tax, deferred tax and current taxes relating to earlier years), finance costs and depreciation and amortisation expenses, less other income.
- (4) EBITDA Margin (%) is calculated as EBITDA divided by Revenue from Operations.
- (5) Profit After Tax Means Profit for the period/year as appearing in the Restated Consolidated Financial Statements.
- (6) PAT Margin (%) is calculated as Profit for the year/period as a percentage of Total Revenue.
- (7) RoE (Return on Equity) (%) is calculated as net profit after tax for the year / period divided by total shareholder Equity.
- (8) RoCE (Return on Capital Employed) (%) is calculated as earnings before interest and taxes divided by capital employed. Capital Employed is total shareholders' equity plus total borrowings plus deferred tax liabilities.
- (9) Debt/EBITDA Ratio is calculated as total Debts (includes long term and short-term borrowings) divided by EBITDA.
- (10) Debt/Equity Ratio is calculated as total Debts (includes long term and short-term borrowings) divided by total shareholder Equity.



Description on the historic use of the KPIs by the Company to analyze, track or monitor the operational and/or financial performance of the Company

In evaluating the business, we consider and use certain KPIs, as stated above, as a supplemental measure to review and assess the financial and operating performance. The presentation of these KPIs is not intended to be considered in isolation or as a substitute for the Restated Consolidated Financial Statements. We use these KPIs to evaluate the financial and operating performance. Some of these KPIs are not defined under Ind AS and are not presented in accordance with Ind AS. These KPIs have limitations as analytical tools. Further, these KPIs may differ from the similar information used by other companies and hence their comparability may be limited. Therefore, these metrics should not be considered in isolation or construed as an alternative to Ind AS measures of performance or as an indicator of the operating performance, liquidity or results of operation. Although these KPIs are not a measure of performance calculated in accordance with applicable accounting standards, the Company's management believes that it provides an additional tool for investors to use in evaluating the ongoing operating results and trends and in comparing the financial results with other companies in the industry because it provides consistency and comparability with past financial performance, when taken collectively with financial measures prepared in accordance with Ind AS. Investors are encouraged to review the Ind AS financial measures and to not rely on any single financial or operational metric to evaluate the business.




A handwritten signature in blue ink, appearing to be "A. M.", written over a horizontal line.

Comparison of KPIs based on additions or dispositions to Company's business

There are no material acquisitions or dispositions made by the Company during the six-month period ended September 30, 2025 and during the last three fiscals being Financial Years ended March 31, 2025, March 31, 2024, March 31, 2023.

Key Performance Indicators (KPIs)	Unit of measurement	RKB Global Limited			Bansal Wire Industries		
		FY 2025	FY 2024	FY 2023	FY 2025	FY 2024	FY 2023
Revenue from Operations	₹ millions	4,111.18	4,328.33	3,600.01	35,071.68	24,660.31	24,130.08
Total Income	₹ millions	4,135.87	4,356.51	3,644.07	35,166.14	24,708.86	24,225.68
EBITDA	₹ millions	320.16	320.09	162.10	2,782.10	1,493.09	1,147.05
EBITDA margin	Percentage	7.79%	7.40%	4.50%	7.90%	6.00%	4.70%
PAT	₹ millions	110.87	79.16	53.71	1463.66	752.42	599.00
PAT Margin	Percentage	2.68%	1.82%	1.47%	4.16%	3.05%	2.46%
ROE	Percentage	5.48%	5.45%	11.73%	16.92%	20.14%	23.40%
ROCE	Percentage	10.21%	15.83%	10.12%	18.92%	22.49%	17.88%
Debt to EBITDA Ratio	No. of times	1.99	1.17	5.33	2.16	4.53	3.65
Debt to Equity Ratio	No. of times	0.31	0.26	1.89	0.48	1.48	1.48

Key Performance Indicators (KPIs)	Unit of measurement	Bansal Roofing Products Limited			Lloyds Metal & Energy Limited			Classic Electrodes (India) Limited		
		FY 2025	FY 2024	FY 2023	FY 2025	FY 2024	FY 2023	FY 2025	FY 2024	FY 2023
Revenue from Operations	₹ millions	966.25	1055.84	932.52	6,721.40	6,521.65	3,392.31	2,057.95	1,938.21	1,508.71
Total Income		967.53	1,057.88	934.26	6,772.62	6,574.59	3,446.76	2,061.25	1,959.21	1,511.27
EBITDA	₹ millions	93.04	66.59	70.81	2,004.13	1,781.21	884.75	219.54	230.36	85.41
EBITDA margin	Percentage	9.63%	6.31%	7.59%	29.60%	27.09%	25.52%	10.67%	11.85%	5.65%
PAT	₹ millions	55.38	35.46	41.71	1,449.93	1,242.93	(288.54)	116.16	122.98	20.85
PAT Margin	Percentage	5.73%	3.36%	4.47%	21.57%	19.81%	(8.51%)	5.64%	6.34%	1.38%
ROE	Percentage	18.23%	13.75%	18.99%	31.48%	57.29%	90.11%	25.70%	36.14%	9.59%
ROCE	Percentage	22.58%	17.23%	21.79%	26.60%	59.79%	56.36%	19.74%	25.78%	9.38%
Debt to EBITDA Ratio	No. of times	5.20	6.58	9.19	0.42	-	-	2.48	1.99	5.17
Debt to Equity Ratio	No. of times	0.07	0.15	0.27	0.12	0.00	0.00	1.20	1.37	2.03



(Handwritten signature)

Key Performance Indicators (KPIs)	Unit of measurement	RKB Global Limited	Bansal Wire Industries	Bansal Roofing Products Limited	Lloyds Metal & Energy Limited	Classic Electrodes (India) Limited
		For the period ended September 30, 2025*	For the period ended September 30, 2025*	For the period ended September 30, 2025*	For the period ended September 30, 2025*	For the period ended September 30, 2025*
Revenue from Operations	₹ millions	2,900.89	19944.06	702.82	59,176.80	1,221.57
Total Income	₹ millions	2,938.20	20018.35	703.81	61,185.30	1,230.30
EBITDA	₹ millions	187.13	1,550.09	55.19	18372.8	110.63
EBITDA margin	Percentage	6.45%	7.7%	7.85%	31.05%	9.06%
PAT	₹ millions	101.55	776.03	34.81	12089.8	64.87
PAT Margin	Percentage	3.46%	3.89%	4.95%	20.43%	5.31%
ROE	Percentage	4.78%	5.76%	9.86%	14.82%	7.35%
ROCE	Percentage	5.91%	6.95%	12.97%	10.68%	8.93%
Debt to EBITDA Ratio	No. of times	3.20	3.85	0.31	4.34	2.90
Debt to Equity Ratio	No. of times	0.28	0.44	0.05	0.98	0.36

Operational Key Performance Indicators (KPIs)	Unit of measurement	RKB Global Limited	Bansal Wire Industries	Bansal Roofing Products Limited	Lloyds Metal & Energy Limited	Classic Electrodes (India) Limited
		FY 2025	FY 2025	FY 2025	FY 2025	FY 2025
Annual Production	MTPA	31,800	5,59,000	NA	NA	NA
Installed Capacity	MTPA	36,000	NA	NA	10,00,000	NA
Total Products	No of SKUs	80+	3000+	9	4	13

